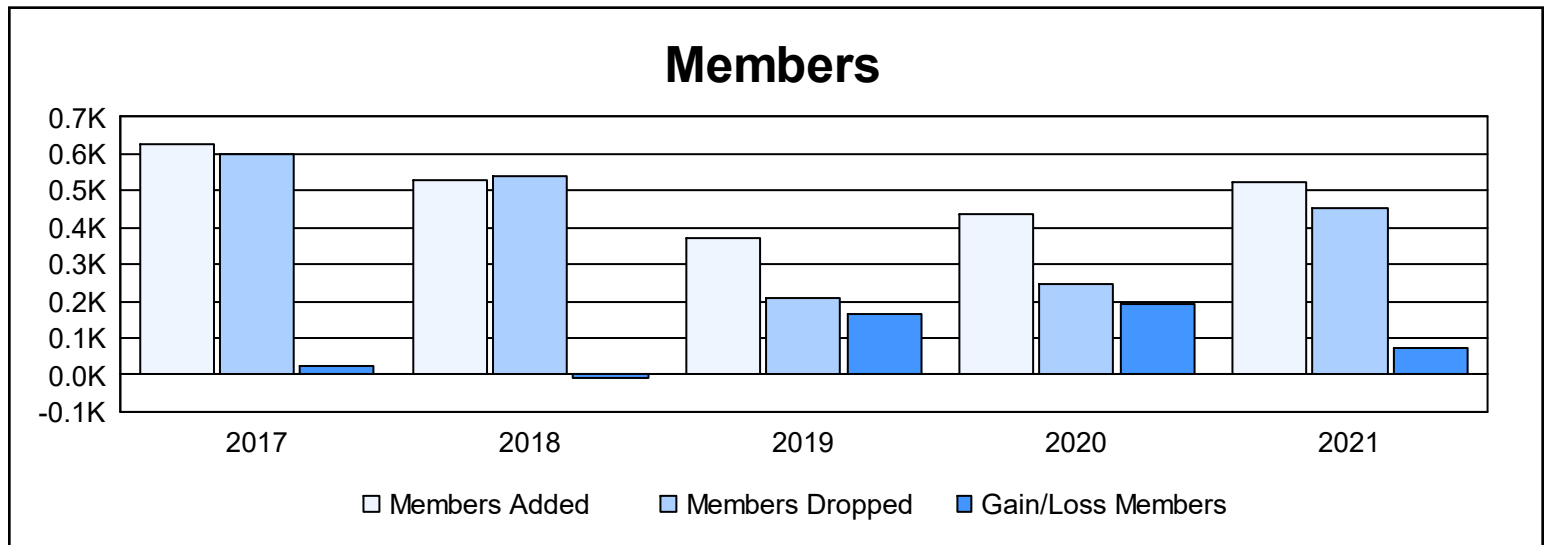
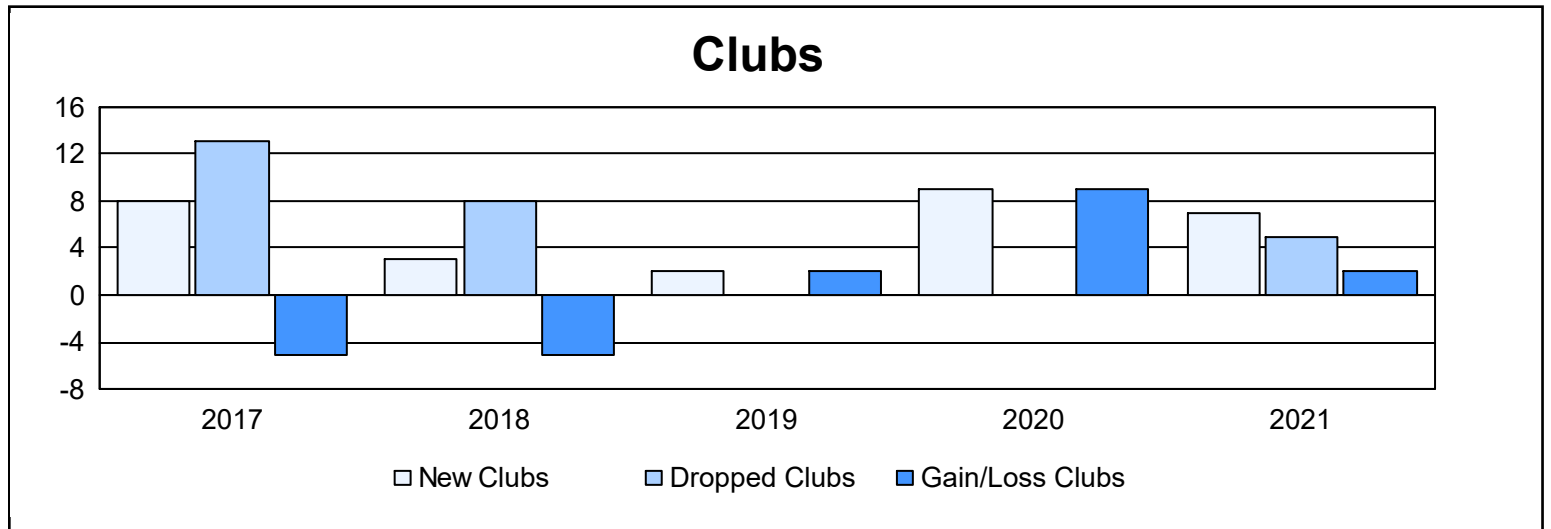
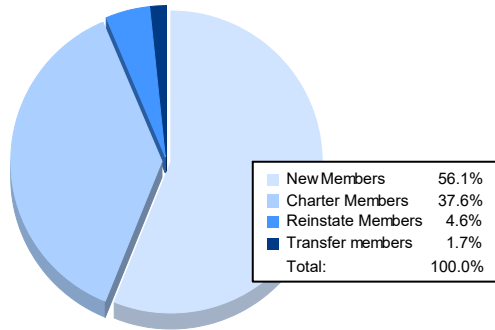


Year	New Clubs	Dropped Clubs	Gain/ Loss Clubs	New Members	Charter Members	Reinstate Members	Transfer Members	Total Member Added	Total Members Dropped	Gain/ Loss Members
2016-2017	8	13	-5	270	241	109	4	624	598	26
2017-2018	3	8	-5	225	171	132	2	530	539	-9
2018-2019	2	0	2	221	74	71	8	374	207	167
2019-2020	9	0	9	202	212	22	2	438	245	193
2020-2021	7	5	2	295	198	24	9	526	451	75
<b>Average</b>	<b>6</b>	<b>5</b>	<b>1</b>	<b>243</b>	<b>179</b>	<b>72</b>	<b>5</b>	<b>498</b>	<b>408</b>	<b>90</b>



### Membership Composition June 2021 Cumulative



### Gender Composition June 2021 Cumulative

